

PROJECT:

SCHEDULE:

DATE:

PREPARE BY:

NOTES:

## DESCRIPTION

CELS LITE CFL-015 LED flood light is a classic design with power rating ranging from 50W to 300W, perfect for linear light distribution. Multiple lighting distribution options for various project applications.

## APPLICATIONS

Security Lighting, Architectural Lighting, Perimeter Lighting, Entryway and Pathway, Recreational Sports etc.



Rated Life Hours upto 50,000hrs

Warranty 5 Years

## FEATURES

- Meanwell/Inventronics/ Sosan driver.
- Multiple optics to suit all sports and floodlighting applications.
- The vent avoids internal fogging and frosting.
- Bent bracket for easy and quick installation.
- Optional Symmetric and asymmetric beam angles.

## NEW FEATURES

## ELECTRICAL INFORMATION

MODEL NO	CFL-015-50	CFL-015-100	CFL-015-150	CFL-015-200	CFL-015-300
Power Consumption (±5%)	50W±5	100W±5	150W±8	200W±10	300W±9
Power Supply	SOSEN				
Input Voltage	100-277Vac/ 277-480Vac 50-60Hz				
Power Factor	>0.92				
SurgeProtection	6kV line-line, 10kV line-earth.				
Driver Type	Constant Current(CC)				
Intelligent Control	1-10V dimmable, 0-10V dimmable, Photocell				
Certification					

## OPTIC INFORMATION

LED type	SMD 3030 (Lumileds LED)				
<b>Luminous Flux(±10%)</b>	7000LM	14000LM	21000LM	28000LM	42000LM
<b>Efficacy(4000K RA70)</b>	140 LM/W				
<b>Color Temperature</b>	5000K (4000K optional)				
<b>Color Rendering Index</b>	Ra70				
<b>Beam Angle</b>	F00801, F01601, F01602, F01603, F01604, F01605, glass				
<b>UGR level</b>	NA				

## DIMENSIONS AND MOUNT

<b>Product Dimension mm(inch)</b>	314×240×63mm (12.36"×9.45"×2.5")	418×330×77mm (16.46"×13"×3.03")	451×330×77mm (17.76"×13"×3.03")	494×395×87mm (19.45"×15.55"×3.43")	567×465×97mm (22.32"×18.31"×3.82")
<b>Luminaire Net Weight</b>	2.6±0.3kg (5.73±0.66Lbs)	3.9±0.3kg (8.6±0.66Lbs)	4.5±0.3kg (9.92±0.66Lbs)	6.3±0.3kg (13.89±0.66Lbs)	9.5±0.3kg (20.94±0.66Lbs)
<b>Export Carton Size mm(inch)</b>	364×105×280mm (14.33"×4.13"×11.02")	474×120×368mm (18.66"×4.72"×14.49")	516×130×368mm (20.31"×5.12"×14.49")	568×140×430mm (22.36"×5.51"×16.93")	652×160×510mm (25.67"×6.3"×20.08")
<b>Gross Weight (±0.3kg/0.66Lbs)</b>	2.9±0.3kg (6.39±0.66Lbs)	4.5±0.3kg (9.92±0.66Lbs)	5.2±0.3kg (11.46±0.66Lbs)	7.2±0.3kg (15.87±0.66Lbs)	10.6±0.3kg (23.37±0.66Lbs)
<b>Mounting Option</b>	Bracket Mounting / Pole Mounting				
<b>Material</b>	Aluminum Alloy				
	Tempered Glass and Polycarbonate Optical Lens				
<b>Finish</b>	Powder coating				
<b>Fixture Color</b>	Black				
<b>EPA</b>	0.72ft <sup>2</sup>	1.29ft <sup>2</sup>	1.46ft <sup>2</sup>	1.93ft <sup>2</sup>	2.61ft <sup>2</sup>
<b>IK Rating</b>	IK08				
<b>IP Rating</b>	IP66				
<b>Category of corrosion</b>	C3				

## LIFESPAN AND WARRANTY

**Operating Temperature** -30°C to + 50°C (-22°F to 122°F)

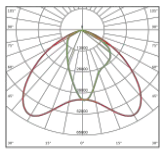
**Life Time of LED**  
@Ta=25°C

40000hrs-L90  
83000hrs-L80

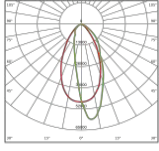
132000hrs-L70

**Warranty** 5 Years

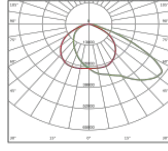
## PHOTOMETRY



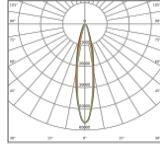
F00801



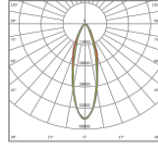
F01601



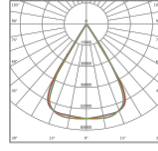
F01602



F01603



F01604



F01605

## MOUNTING OPTIONS



Bracket mounting



Pole mounting

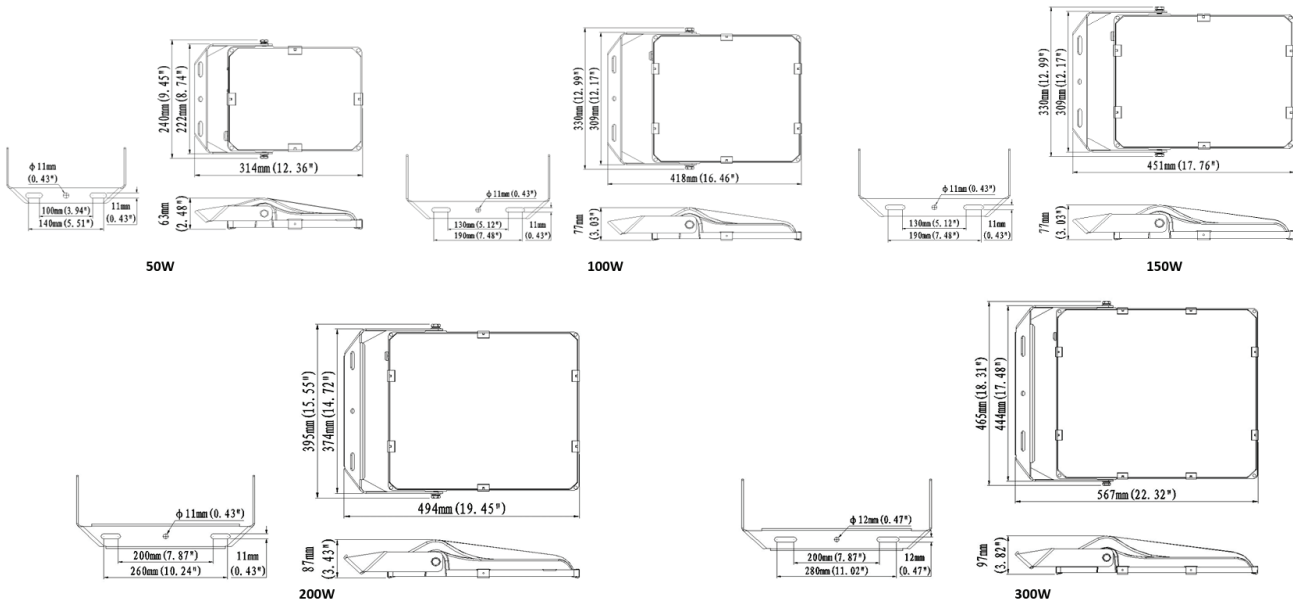


Outrigger mounting



Clamp bracket mounting

## DIMENSIONS



## ACCESSORIES

---



### Pole mounting adaptor

Q235 steel, cold galvanized, e-coating with powder coating.

Code: BC-F08-02(dia.42mm)

Code: BC-F08-03(dia.76mm)



### Pole mounting adaptor

Aluminium materials with powder coating, dia.60mm.


Code: BC-F15-06



### Clamp mount bracket

SPCC materials, for dia. 40mm-100mm pole.

Code: BC-F15-07a



### Clamp mount bracket

SPCC materials, for dia. 40mm -150mm pole.

Code: BC-F15-07b



### Outrigger mounting bracket

SPCC materials, for 50W only.

Code: BC-F08-05