

<b>PROJECT:</b>	
<b>SCHEDULE:</b>	<b>DATE:</b>
<b>PREPARE BY:</b>	
<b>NOTES:</b>	

### DESCRIPTION

The cels utility strip light provides an ideal solution for a variety of applications. In addition to saving energy, the led utility strip light is designed for multiple applications, including new construction. The fixture is available in 4ft, or 8ft lengths and can be installed end to end. Led utility strip lights can be used in warehouses, parking garages, stairwells, offices, hallways, and a wide variety of applications in industrial, commercial, and residential settings. Installation methods include ceiling, wall, chain, and cable mounting. The utility strip light has an acrylic opaque lens and an aluminum body.



**Rated Life: Hours upto 157,000hrs**  
**Warranty: 5 Years**

### APPLICATIONS

Warehouse, Pathway Lighting, Parking Garage, Stairwells, Hallways, Retail Lighting

### NEW FEATURES

*\*Please consult us for details.*

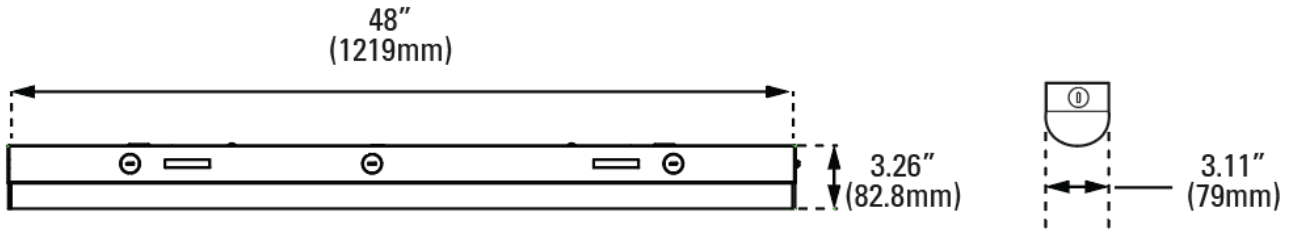
### FEATURES

- Damp Location
- ETL Listed
- CCT: 3000K-4000K-5000K
- Voltage: 120-347V
- Power Factor: >0.9
- Surge Protection: 2KV
- Beam Angle: 110°
- Dimmable: No
- CRI: >80
- Operating temperature: -22°F - 113°F
- Mounting brackets/clips for ceiling, wall, cable, and chain
- Easy installation with multiple mounting options
- Material: Aluminum and Opaque Lens
- 5 Year Warranty

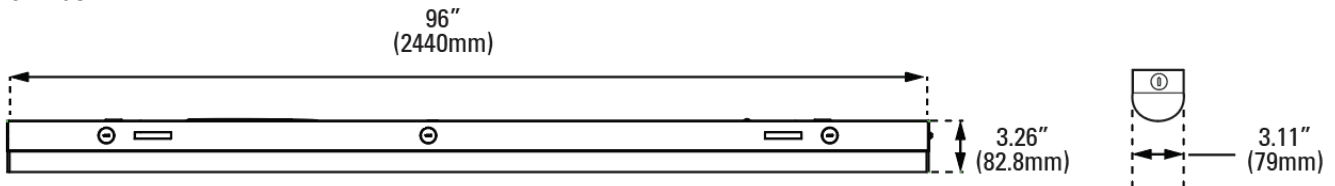
Watts (W)	Description	CCT (K)	Lumens (Lm)	Size	Dim	Equiv. Wattage (W)	Damp Location
50	CELS-UL-LLK-4FT/50-40-30W/MV	3CCT	5,286	3.26" x 48"		3 x32W T8	●
75	CELS-UL-LLK-8FT/75-65-60W/MV	3CCT	8,400	3.26" x 96"		4 x32W T8	●

## DIMENSIONS AND MOUNT

**4ft**  
3.66-lbs



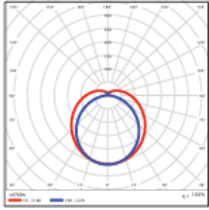
**8ft**  
6.92-lbs



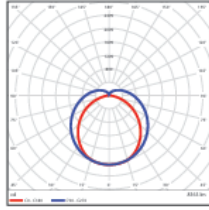
# PHOTOMETRY

# PACKAGE

50 Watt - 4ft



75 Watt - 8ft



**Illuminance at a Distance**  
Center Beam (C) Beam Width (B)

5.0ft	53.7 fc	26.2 ft	13.9 ft
10.0ft	13.4 fc	52.3 ft	27.8 ft
15.0ft	5.97 fc	78.5 ft	41.7 ft
20.0ft	3.38 fc	104.7 ft	55.6 ft
25.0ft	2.15 fc	130.9 ft	69.5 ft
30.0ft	1.49 fc	157.0 ft	83.4 ft

Vert. Spread: 139.2°  
HORIZ. Spread: 106.6°

**Illuminance at a Distance**  
Center Beam (C) Beam Width (B)

5.0ft	82.6 fc	13.4 ft	32.2 ft
10.0ft	20.6 fc	26.8 ft	64.3 ft
15.0ft	9.18 fc	40.3 ft	96.5 ft
20.0ft	5.16 fc	53.7 ft	128.7 ft
25.0ft	3.30 fc	67.2 ft	160.8 ft
30.0ft	2.29 fc	80.6 ft	193.0 ft

Vert. Spread: 106.2°  
HORIZ. Spread: 145.9°



Case Qty 1 pc

