

PROJECT:

SCHEDULE:

DATE:

PREPARED BY:

NOTES:

DESCRIPTION

CELS MAST CFL-045 LED Flood Light is available in two sizes and comes with a range of wattage packages ranging from 75W – 300W in order to suit the needs of different applications. In addition to the field-adjustable color temperature and power options, the CFL-045 is also equipped with smart controls such as photocell.

APPLICATIONS

Security Lighting, Architectural Lighting, Perimeter Lighting, Entryway and Pathway, Landscape Lighting

* Lumen output and light distribution are only for reference.

FEATURES

- Selectable Wattages & CCT3 Selectable.
- 0-10V Dimmable.
- Various optics are available.
- Various accessories available.
- The whole fittings come with excellent heat dissipation, low temperature, and long span life.

*Please consult us for details.



Rated Life Hours upto 50,000hrs

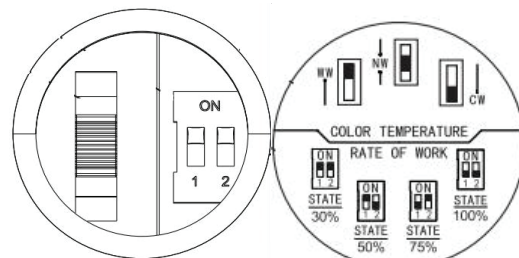
Warranty 5 Years

NEW FEATURES

3 CCT Available

Power Selectable, available for 30%, 50%, 75% & 100%. The CCT could be set to Cool White, Natural White & Warm White.

Please select a suitable Power and CCT by the switch



ELECTRICAL INFORMATION

MODEL NO	CFL-045-075	CFL-045-100	CFL-045-120	CFL-045-150	CFL-045-200	CFL-045-240	CFL-045-300
Power Consumption (±5%)	75W	100W	120W	150W	200W	240W	300W
Power Supply	SOSEN						
Input Voltage	100-277Vac/277-480Vac,50/60Hz						
Power Factor	>0.9						
SurgeProtection	6kV line-line, 10kV line-earth.						
Driver Type	Constant Current(CC)						
Intelligent Control	Dimmable , Photocell						
Certification	CE, ETL,DLC						

OPTIC INFORMATION

LED type	LED 2835						
Luminous Flux(±5%)	11250lm	15000lm	18000lm	22500lm	30000lm	36000lm	45000lm
Efficacy(4000K RA70)	150lm/w						
Color Temperature	4000K (3000K, 5000K adjustable)						
Color Rendering Index	Ra 70 (Ra80 optional)						
Beam Angle	F00402 (7H×6V), F00403 (7H×6V)						
UGR level	NA						

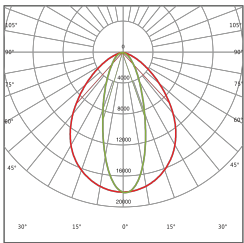
DIMENSIONS AND MOUNT

Product Dimension mm(inch)	233x187x141mm (8.8"x7.4"x5.6")	469x187x185mm (18.5"x7.4"x7.3")
Luminaire Net Weight	3.4kg (7.48Lbs)	7.9kg (17.38Lbs)
Export Carton Size mm(inch)	310x305x255mm (11.8"x12"x10")	540x310x255mm (21.3"x12.2"x10")
Gross Weight (±0.3kg/0.66Lbs)	5 kg(11Lbs)	9.6 kg (21Lbs)
Mounting Option	Adjustable Angle mounting (sleeve mounting, wall mounting)	
Material	Aluminum Alloy	
	Polycarbonate Optical Lens	
Finish	Akzo powder coating	
Fixture Color	Black (RAL9017), Bronze (R8019)	
EPA	0.03m²/0.43ft²	0.07m²/0.86ft
IK Rating	IK08	
IP Rating	IP66	

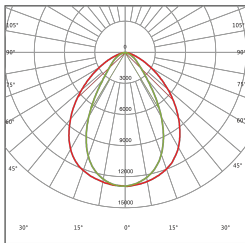
LIFESPAN AND WARRANTY

Operating Temperature	-30°C to + 50°C (-22°F to 113°F)
Life Time of LED @Ta=25°C	40000hrs-L90
	82000hrs-L80
	131000hrs-L70
Warranty	5 Years

PHOTOMETRY



F00402 (7H x 5V)



F00403 (7H x 6V)

MOUNTING OPTIONS

Adjustable angle mounting (Slipfitter mounting, Wall mounting, Yoke mounting)

Single module



Slipfitter



Wall Mount



Yoke Mount

Double Module



Slipfitter

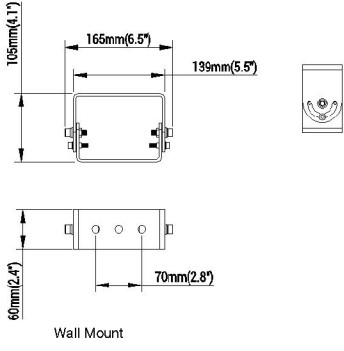
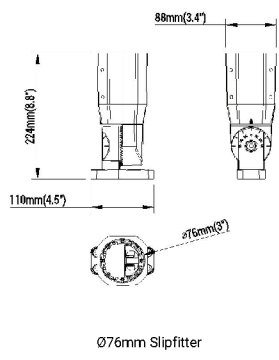
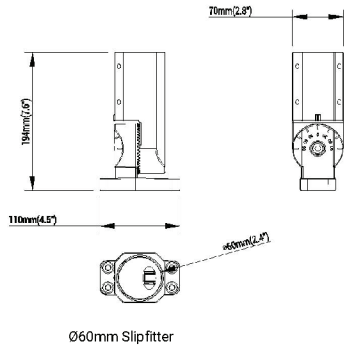
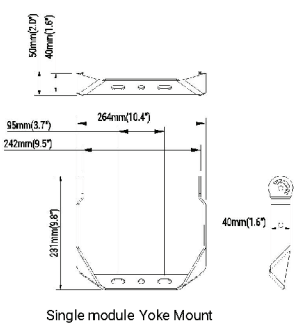
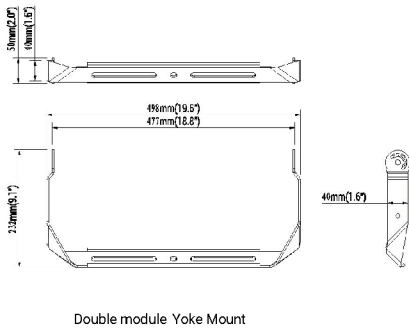
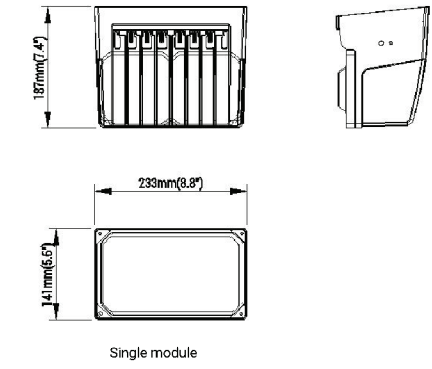
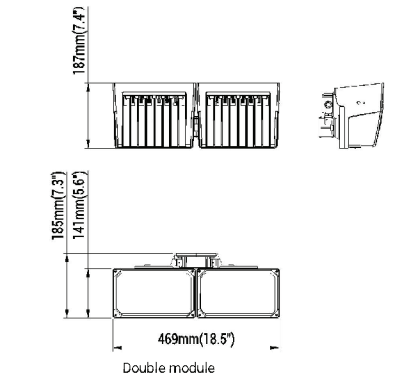


Wall Mount



Yoke Mount

DIMENSIONS



ACCESSORIES



NEMA socket
ANSI C136.41-2013 Dimming Receptacles, 3pin
Code: NS-A00-02(for 3pin)



Photocell control
ANSI C136.10-1996 Twist Lock for On-Off function only
Code: PS-A00-01



Shorting cap
Cover NEMA socket when the photocell is not used.
Code: NS-A00-01



Slipfitter
Adjustable angle mounting bracket with 60mm sleeve
Code: SP-F45-01



Slipfitter
Adjustable angle mounting bracket with 76mm sleeve
Code: SP-F45-02



Wall Mount
Can Be used for wall mounting
Code: BC-F45-01



Yoke Mount
For single module mounting bracket
Code: BC-F45-02



Yoke Mount
For double module mounting bracket
Code: BC-F45-03